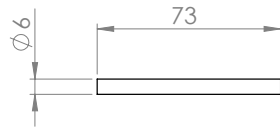



DF95 MAIN BOOM KIT ASSEMBLY 'B'



ITEM 1
TUBE JOINER



ITEM 2
SHORT TUBE




ITEM 3
LONG TUBE



ITEM 4
TUBE END BAND



ITEM 5
JIB TACK FITTING



ITEM 6
BALANCE ROD



ITEM 7
BALANCE WIEGHT



ITEM 8
'O' RING




ITEM 9 x3
BOOM BAND



ITEM 10
SHEET LEAD



ITEM 11
CLEW RING



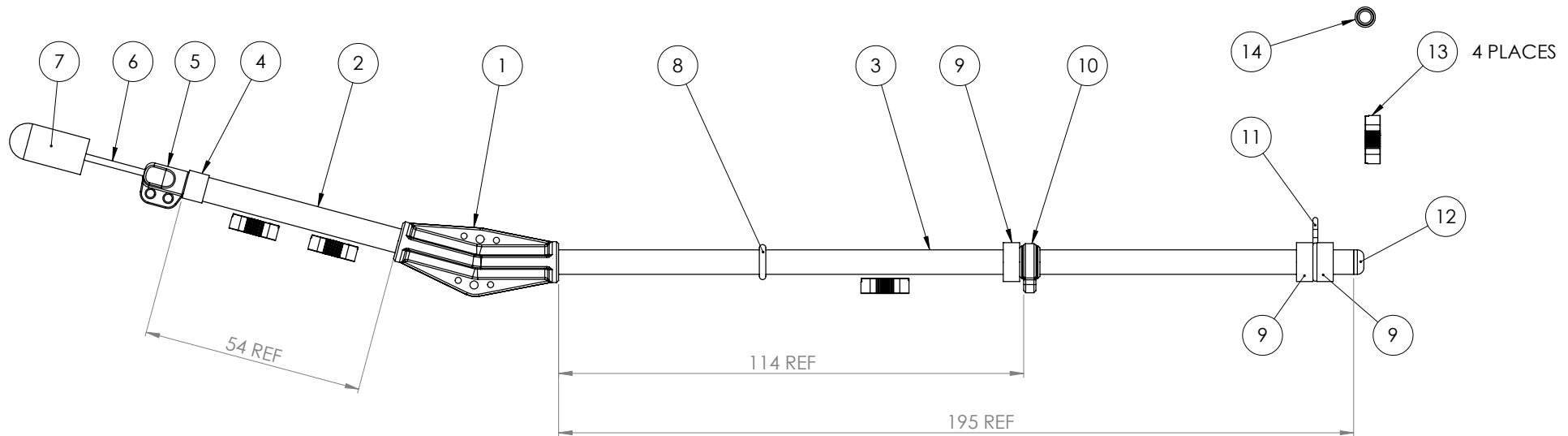
ITEM 12
TUBE END FITTING



ITEM 13 x3
BOWSIE



ITEM 14
RIGGING RING



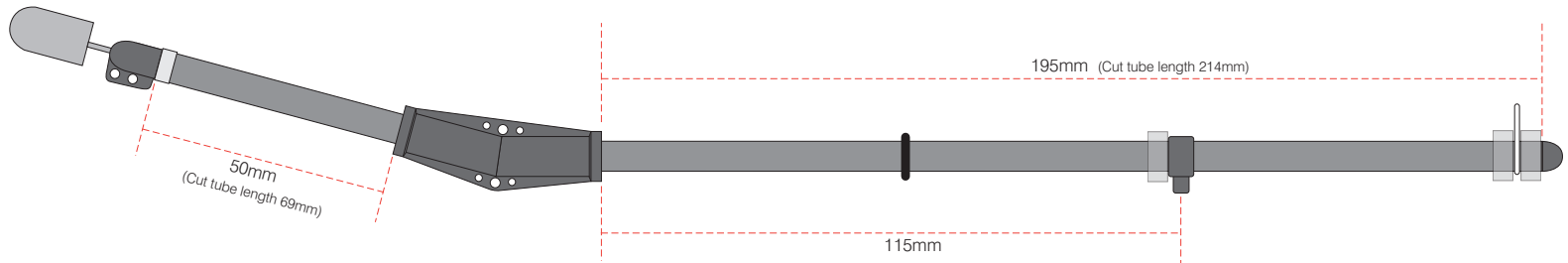
NOTES

1. APPLY A SMALL QUAANTITY OF YOUR CHOSEN ADHESIVE TO THE END OF, ITEM 2, SHORT TUBE AND INSERT INTO ITEM 1, TUBE JOINER. REPEAT WITH, ITEM 3, LONG TUBE, AND ALLOW TO SET.
2. APLY A DAB OF ADHESIVE TO THE FREE END OF, ITEM 2, SHORT TUBE, AND SLIDE, ITEM 4, TUBE END BAND IN PLACE AS INDICATED IN DRAWING.
3. ITEM 5 JIB TACK FITTING CAN BE GLUED IN PLACE BUT IS NOT ESSENTIAL.
4. DO NOT APPLY GLUE TO ITEM 12 .TUBE END FITTING, UNTILL BOOM UPHAUL CONTROL LINE, IS ADDED. SEE STANDARD RIG ASSEMBLY INSTUCTIONS.

DF95 JIB BOOM KIT 'B' ASSEMBLY

DragonFlite95 B Rig Jib & Main Booms

Note: A & B Rig Jib Booms are Identical Dimensions



B Rig Mast Tube
827mm
8mm External diameter
6mm Internal diameter

All Boom Tubes
6mm External diameter
4mm Internal diameter

